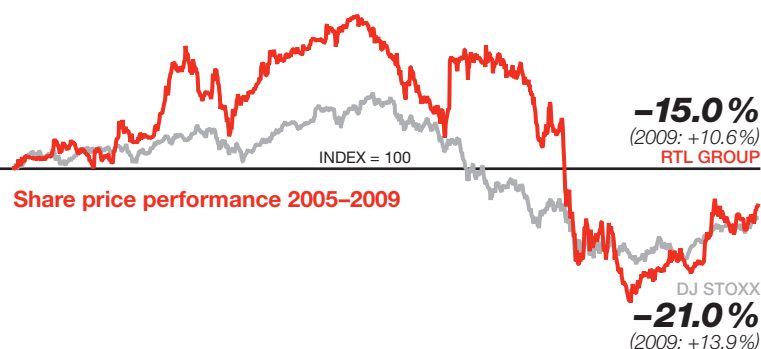
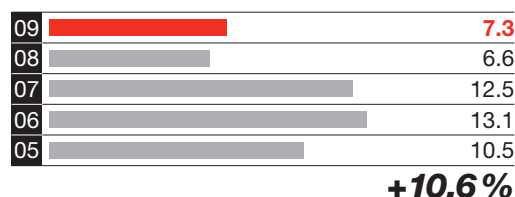


# KEY FIGURES 2005–2009



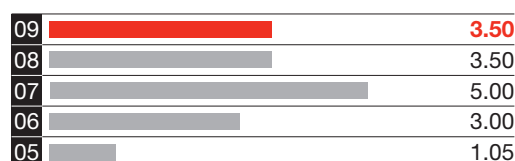
## Market capitalisation

2005–2009 (€billion)



## Total dividend per share

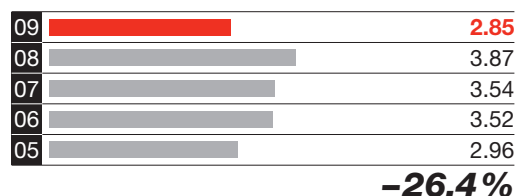
2005–2009 (€)



Dividend payout 2005–2009: €2.5 billion

## Adjusted earnings per share<sup>1</sup>

2005–2009 (€)



<sup>1</sup> Adjusted earnings per share represents the net profit for the period adjusted for impairment of goodwill, disposal groups and amortisation of fair value adjustments on acquisitions and gain or loss from sale of subsidiaries, joint ventures and other investments, net of income tax expense and one-off tax effects

<sup>2</sup> Excluding 0.76% which is held collectively as treasury stock by RTL Group and one of its subsidiaries

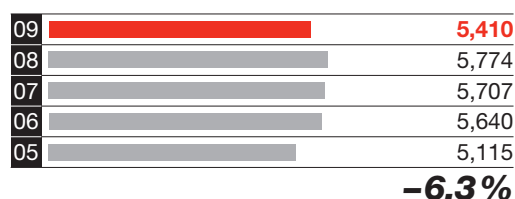
## Shareholding structure<sup>2</sup>

31 December 2009

RTL Group	Bertelsmann AG <b>91.0%</b>
	Public <b>9.0%</b>

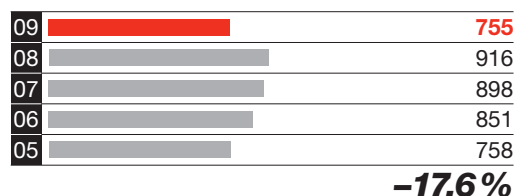
## Revenue

2005–2009 (€million)



## EBITA

2005–2009 (€million)



## Equity

2005–2009 (€million)

